

Leaf

Year 2

Autumn 2 2023



Knowledge Organiser: Leaf



We can feel good by eating the right amount of different types of food, drinking water, getting enough sleep and exercising.



Keeping ourselves clean like brushing our teeth and washing our hands also help us to keep healthy.



Animals, including humans, need food, water and air to survive. Animals have offspring that grow into adults.



Key words in R.E

Advent
Christmas
Incarnation
Jesus
Nativity
Salvation
Son Of God
Thankfulness

Key Vocabulary in Art

Collage- comes from the French word meaning 'to glue'. You can make a collage by sticking lots of different materials to create a piece of art.

Arrange- To put things in a way you choose.

Abstract- Art which doesn't always look like the real thing, and that's ok!

Henri Matisse

Was a French artist born 1869 and died 1954. He is famous for his bright colours. Henri was a sculptor, printmaker, painter and later in his life, became famous for his collage work.






Key words in Geography

directions
compass
local area
aerial photograph
address
observe
key
near
far
distance
environment
physical features
human features
landmarks

Home Learning

This term's home learning tasks are all around the theme of animals and journeys. These tasks are optional and can be completed throughout the half term at your own pace. Homework projects can be handed in at any time, and will be shared in class to celebrate. At the end of the term everyone who has completed a home learning challenge will be rewarded with a certificate in assembly. If your child completes 2 activities they will receive a bronze award, 4 activities is a silver award and 6 or more activities is a gold award, The last day for home learning to come into school will be Monday 11th December.

challenge levels	Challenge	Let's get busy!
	Paper collage	Create a collage in the style of Henri Matisse. Think of an animal or insect you could use for your subject and then use brightly coloured paper to recreate the animal or insect as a collage..
	Adaptations	Pick an animal from the Arctic. Draw and label the animal with its adaptations that allow it to survive in a cold climate.
	Route to school	How do you travel to school? Think about how you travel to school. Use a video recorder, smartphone or tablet to record your journey to school.
	Story writing	Write an adventure story set in the Arctic region.
	Eco warrior	Find out ways you can reduce your 'carbon footprint' and try doing them at home – for example, walking or biking, switching off lights and sockets, and recycling and reusing products.
	Poster	What do animals need to survive? How do we keep happy and healthy? Create a poster to promote a happy and healthy lifestyle.
	Design	Design and make an amazing ice lolly. Design the packaging to go with it.
	Poem	Collect words to do with the cold and use them to write a poem.
	Map work	Draw your journey to school on a map or even create your own simple map! Draw the buildings or landmarks that you pass. Could you include a key on your map using colours or symbols?